

# Paxton10

Access Control | Video Management | One System

## System Overview



**Combining your site security with video surveillance, on one simple to use platform.**



## What is Paxton10?

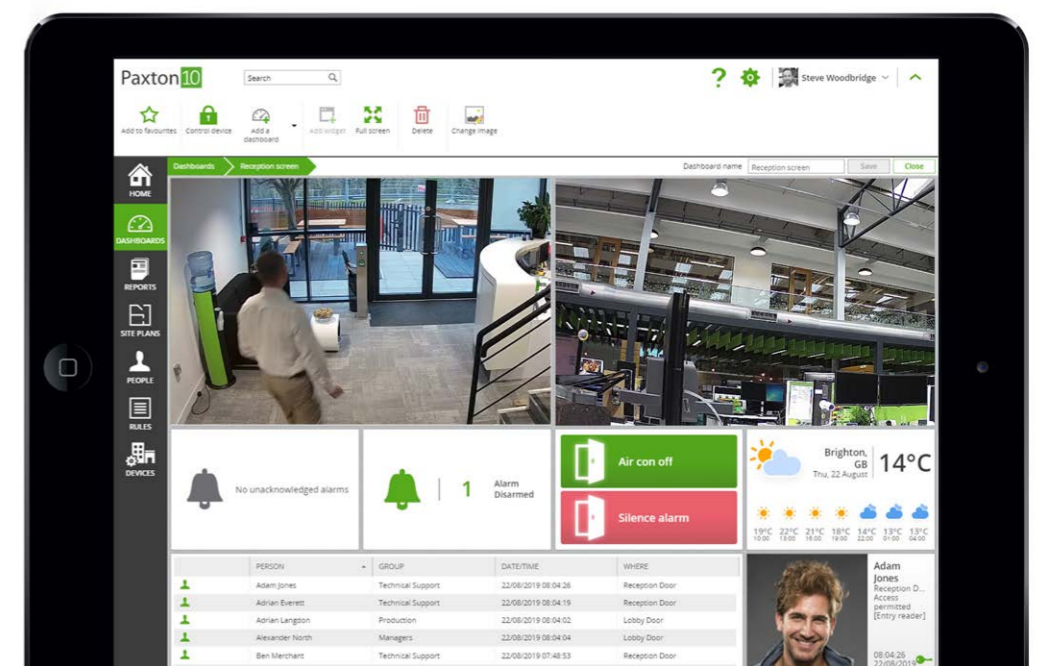
**Access control.  
Video management.  
One system.**

Paxton10 combines access control and video management to make managing the security of your site perfectly simple. From one easy to use platform, you can restrict access to your building and control your video surveillance system.

Paxton10 is a versatile solution suitable for all building types and sizes. Access your Paxton10 system from the web-based software, meaning you can monitor your site from any device, anywhere, at any time.

Designed with ultimate simplicity in mind, Paxton10 utilises the latest technology to provide you with powerful site security, without complicated system management. Paxton10 is easy to use and provides you with a simple way to future-proof the security of your building.

A range of free Paxton apps are also available to help you access your system from a smartphone or tablet.





Brand new!



### Video

- Paxton10 video management software features an extensive range of functionality, including:
  - Remote access
  - Motion detection
  - Video export
  - Bookmarking
- The Paxton10 surveillance cameras include the latest technology
- All cameras are suitable for use internally and externally
- Industry leading low light performance
- 128GB on camera storage

Paxton10 is also compatible with third-party IP video cameras, so you can use your existing cameras.



### Integration

- Paxton10 integrates with fire and intruder alarms to simplify building management
- Automatically turn off lights and heating when the building is empty and the intruder alarm is armed



### Access

- Manage multiple sites from a single system
- Effectively control the flow of people around a building
- Fully compatible with Paxton's award-winning door entry solution and wireless door handle range
- Includes a range of readers that work with a variety of different electronic token technologies, including free-of-charge **Bluetooth**® smart credentials to work with your phone or smartwatch
- Generate and run reports with ease
- Use site plans to visually manage your building, or multiple sites, remotely

Stream live and recorded video to any device. Up to 10 users can stream video at the same time.

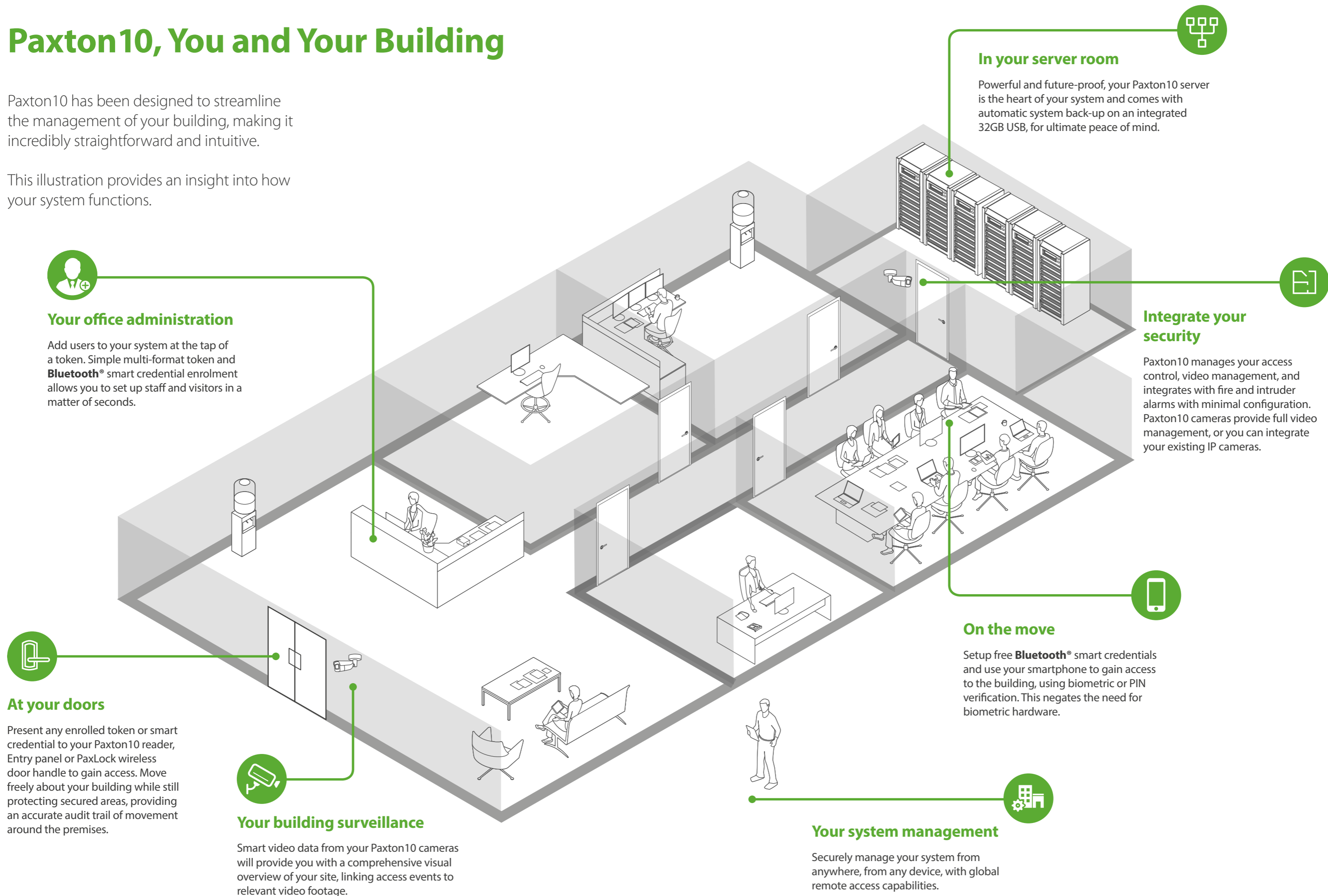
No complicated system integration. Manage your site security on one simple platform.



# Paxton10, You and Your Building

Paxton10 has been designed to streamline the management of your building, making it incredibly straightforward and intuitive.

This illustration provides an insight into how your system functions.



## Your office administration

Add users to your system at the tap of a token. Simple multi-format token and **Bluetooth**® smart credential enrolment allows you to set up staff and visitors in a matter of seconds.



## In your server room

Powerful and future-proof, your Paxton10 server is the heart of your system and comes with automatic system back-up on an integrated 32GB USB, for ultimate peace of mind.



## Integrate your security

Paxton10 manages your access control, video management, and integrates with fire and intruder alarms with minimal configuration. Paxton10 cameras provide full video management, or you can integrate your existing IP cameras.



## On the move

Setup free **Bluetooth**® smart credentials and use your smartphone to gain access to the building, using biometric or PIN verification. This negates the need for biometric hardware.



## At your doors

Present any enrolled token or smart credential to your Paxton10 reader, Entry panel or PaxLock wireless door handle to gain access. Move freely about your building while still protecting secured areas, providing an accurate audit trail of movement around the premises.



## Your building surveillance

Smart video data from your Paxton10 cameras will provide you with a comprehensive visual overview of your site, linking access events to relevant video footage.









## Your system management

Securely manage your system from anywhere, from any device, with global remote access capabilities.

# Software

Easy to use web-based software that you can access from anywhere, on any device.

Accessible from any device with an internet connection, Paxton10 software makes it easy to manage and monitor the security of your site. The software has a range of intelligent features making it easier to tailor your security system to your specific needs. Manage building security and video surveillance in one place.

					
<b>Dashboards</b>	<b>Reports</b>	<b>Site plans</b>	<b>People</b>	<b>Rules</b>	<b>Devices</b>
Customise dashboards to suit any requirements	Generate reports to review all security and video events	Visual management of your system	Manage user permissions and information	Set permissions, time profiles and much more	Configure and manage the devices in a building

- ✔ Web-based software – no installation, plug-ins or upgrading required
- ✔ Free of charge – simple online updates with no licence fees
- ✔ Suitable for touch screen and desktop devices
- ✔ Optimised for use on PCs and tablets
- ✔ Shows low battery alerts, easy to monitor back-up battery state
- ✔ Flexible and secure remote access
- ✔ Free app for iOS & Android devices



# Apps

## Paxton Connect Flexible site management

The Paxton Connect app provides easy and flexible site management for Paxton10. Paxton Connect enables you to access and manage multiple sites remotely.



**Reports**

Access all system reports from your smart device or tablet



**People**

Manage user permissions, credentials and information





**Dashboards**

Access custom dashboards for personalised system overview



**Devices**

Configure and manage all devices on site

Download the free app from the App Store or Google Play.



## Paxton Key

### Utilise smart devices as access tokens

The Paxton Key app allows you to make use of your smartphone, smartwatch or tablet in place of electronic tokens or traditional keys. These are called smart credentials. Utilising the built-in **Bluetooth®** wireless technology in Paxton10 readers, the smart device can securely communicate with the Paxton10 system to grant or deny access. Paxton Key also enables you to carry out predefined building management functionality – such as setting the intruder alarm.



Download the free app from the App Store or Google Play.



## Useful Information

There are a range of resources available to help you decide if Paxton10 is the right solution for you.

These include our user-friendly website, easy access to our industry-leading Technical Support team and access to trained and registered security installers.



### Video library

We have created an extensive video resource to help you get the most out of your Paxton10 system. There are a number of videos available, including:

- Paxton10 system overview
- Software introduction
- System administration and management

View them here:  
[www.paxton.info/4956](http://www.paxton.info/4956)



### Industry leading support

With Paxton10 you have access to our highly trained Technical Support team.

Support is available 7am-7pm Monday-Friday, and 9am-1pm on Saturdays, on +44 (0)1273 811011 or [support@paxton.co.uk](mailto:support@paxton.co.uk)



### Paxton10 product and system info

We offer a range of information on our website to help you understand how the system works, and the benefits to you.

Download your copies here:  
[www.paxton.info/474](http://www.paxton.info/474)



### Find an installer

Paxton registered installers have been trained by our industry experts to ensure that all our products are sold and installed with the greatest knowledge and expertise. They will help you to find the best solution for you and your building.

Find a Paxton10 installer at  
[www.paxton.info/4353](http://www.paxton.info/4353)



Paxton House  
Home Farm Road  
Brighton  
East Sussex  
BN1 9HU

All information and specifications correct at the point of publication, but may be subject to change without notice. MIFARE® is a registered trademark of NXP B.V. and is used under license. The Genuine HID Technology logo is a trademark of HID Global Corporation/ASSA ABLOY AB. Used with permission. The Bluetooth® word mark and logos are registered trademarks owned by the Bluetooth SIG, Inc. and any use of such marks by Paxton Access Ltd. is under license. FelICa is the contactless IC card technology developed by Sony Corporation. FelICa is a trademark of Sony Corporation. The N-Mark is a trademark or registered trademark of NFC Forum, Inc. in the United States and in other countries.