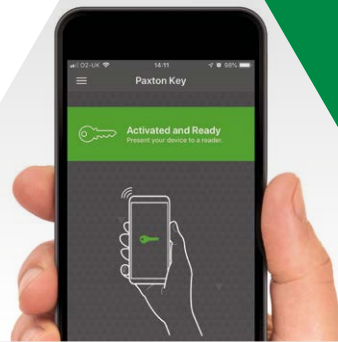


Paxton10

Access Control | Video Management | One System

Installer Guide



Contents

03	What is Paxton10?	10	Apps
06	How Does it Work?	12	Hardware
08	Software	20	Useful Information
09	Cameras & VMS	22	How to Buy

What is Paxton10?


Access control.
Video management.
One system.

Paxton10 is a single platform solution combining access control and video management. It is a versatile solution that supports multi-site management and remote access. Scalable from 1 to 1000 doors, and 1 to 1000 cameras, Paxton10 is suitable for all building types.

Unlock more opportunities for your business with the next generation of access control and video management.



Simplicity



Paxton10 has been built using a modular design with ultimate simplicity in mind, utilising the latest technology to deliver powerful features with only a small number of components required. Easy to quote, install and use, Paxton10 provides simple, futureproof security.

The web-based user interface supports **global, multi-site, remote access** to the software from anywhere, at any time. The **Paxton Connect app** is also available to simplify system management from a smartphone or tablet.

Access



Paxton10 uses single door architecture for ease of install and flexibility, with distributed intelligence to increase resilience.

The system includes a range of Paxton's most powerful **multi-format readers** and supports free of charge **Bluetooth®** smart credentials with the **Paxton Key app**.

Paxton10 is fully compatible with Entry, our award-winning **door entry solution**, and PaxLock, our **wireless door handle range** to offer more choice.

These new additions to the Paxton10 range, combined with feature rich access control software, makes the system more accessible than ever before.

Brand new!

Video



With Paxton10 we are introducing our very own video management and range of surveillance cameras. The Paxton10 video management software features an extensive range of functionality, including **remote access, dynamic video quality** with Ultra-HD support, **smart search** and **hard drive management**, and much more.

Providing a single point of management for system users, Paxton10 is scalable up to **1000 doors** and **1000 cameras**. The new Paxton10 cameras are suitable for a broad range of applications, with the latest technology embedded at the edge. All cameras are suitable for both internal and external use (IP67) and have a robust metal construction (IK10).

Paxton10 is also compatible with all **third-party IP video cameras**.

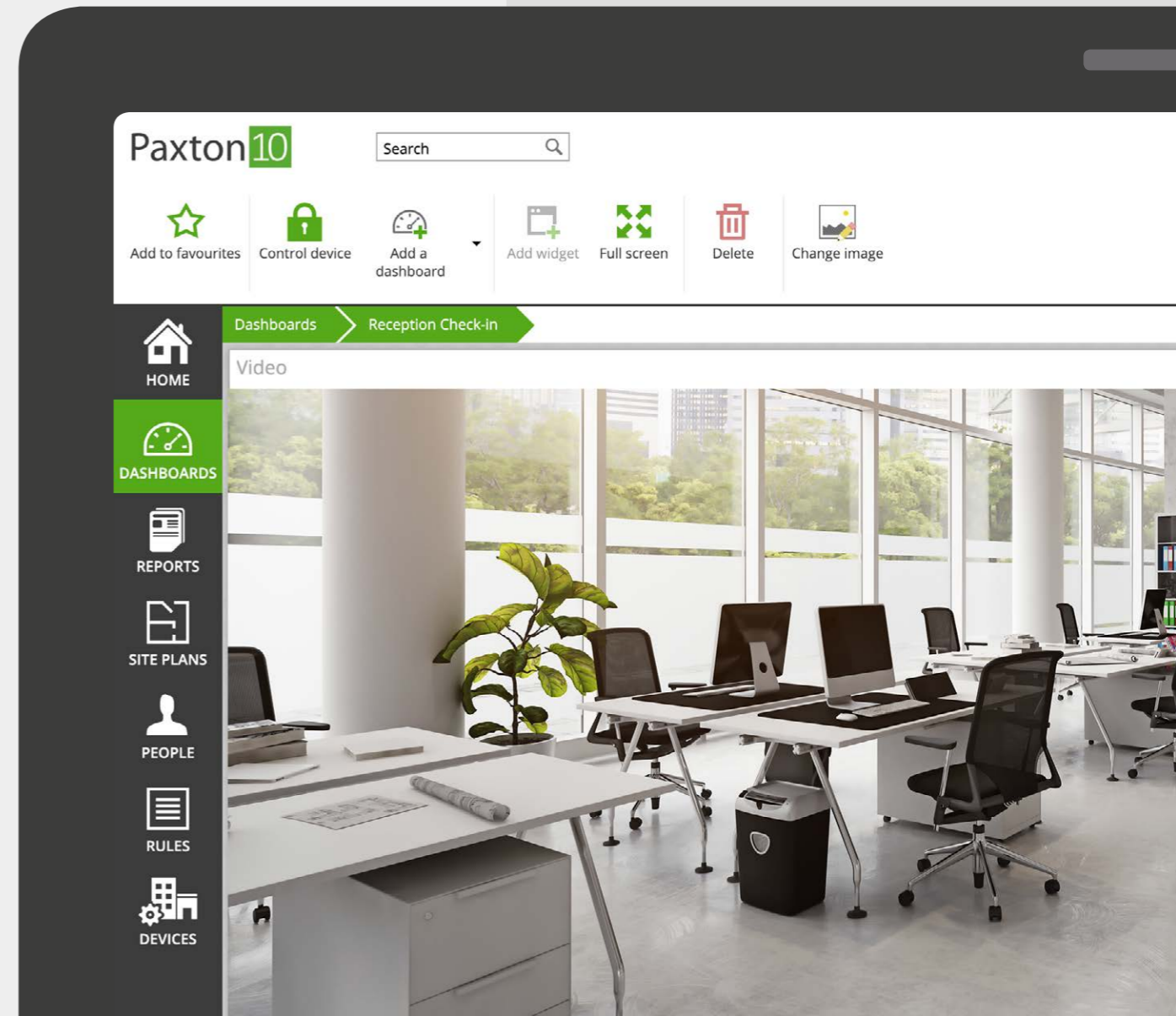
Integration



Paxton10 integrates with fire and intruder alarms to simplify building management.



Introducing Paxton's own video management software and range of IP surveillance cameras.





How Does it Work?

The Paxton10 system has been designed with simplicity at its core, to provide access control and video management on a single platform. The web user interface and free Paxton Connect app offer remote access to the Paxton10 system from anywhere in the world.

Supporting a simple upgrade path from Net2, Paxton10 is the ideal solution to futureproof your customer's site security.

Remote access to the Paxton10 system from anywhere in the world.



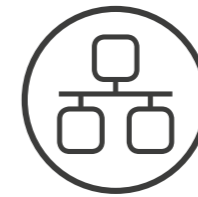
Paxton10 Server



Web-based Paxton10 Software



Paxton10 Desktop Reader



LAN (Power over Ethernet)

Access control

A single Paxton10 server is required to support up to 1000 doors across multiple sites. Paxton10's modular, one door controller architecture provides a cost-effective solution that supports camera and door management from a single controller.



Paxton10 Door Controller (up to 1000 doors)



Paxton10 Wireless Connector



Paxton10 PaxLock Pro



Paxton10 Reader



Entry Panel



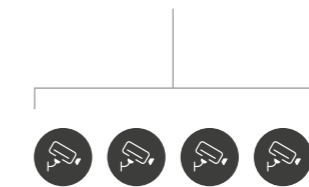
Smartwatch as your token

Video management

Simply plug any Paxton10 camera into the network and your surveillance system is ready to go. One to four third-party IP cameras can be controlled from a single video controller, which also controls one door.



Paxton10 Camera (up to 1000 cameras)



Paxton10 Video Controller (connect up to 4 third party cameras per controller)

Integration

Simple integration with fire and intruder alarm is intelligently controlled through the Paxton10 software. The Paxton10 Alarm connector will connect to any Paxton10 controller. Use any existing Net2 readers with your Paxton10 system, using the Paxton10 Reader Converter.



Paxton10 Alarm Connector



Intruder and fire alarm



Paxton10 Reader Converter

Software

A web-based user interface that is intuitive and easy to use.

Accessible from any device with an internet connection, Paxton10 software makes remote site management simple. The software has a range of intelligent features to combine access control and video management in one, easy to use solution.



Dashboards

Customise dashboards to suit any user requirements



Reports

Powerful reporting engine where all system events and videos can be reviewed



Site plans

For the visual management of the system



People

Manage user permissions, credentials and information



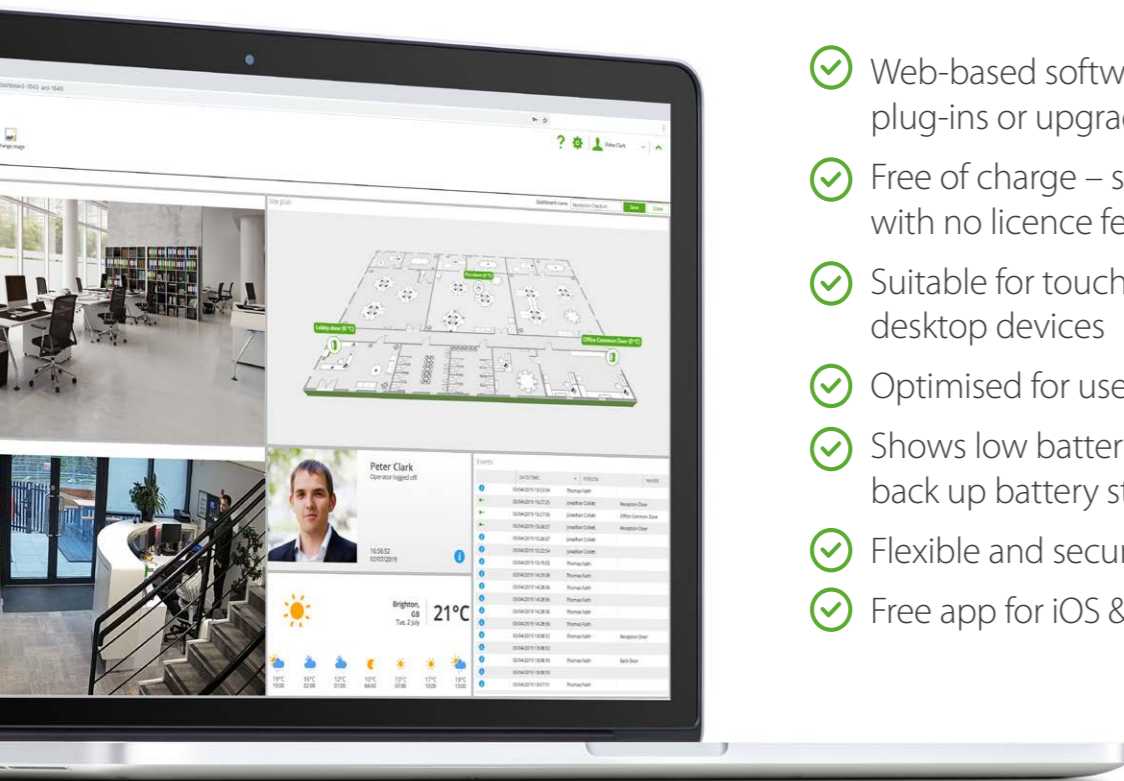
Rules

Set permissions, time profiles, building control and much more



Devices

Configure and manage the devices in a building



- ✓ Web-based software – no installation, plug-ins or upgrading required
- ✓ Free of charge – simple online updates with no licence fees
- ✓ Suitable for touchscreen and desktop devices
- ✓ Optimised for use on PCs and tablets
- ✓ Shows low battery alerts, easy to monitor back up battery state
- ✓ Flexible and secure remote access
- ✓ Free app for iOS & Android devices

Cameras & Video Management Software

Paxton10 cameras are embedded with the latest technology and Paxton's own video management software with zero configuration required.

The Paxton10 video management software includes an extensive range of functionality and features.

- View live and recorded video
- Video export
- High-speed scrubbing
- Disk management
- Pan/tilt/zoom support
- Bookmarking
- Smart search
- Motion detection
- Site maps
- Video wall support
- Up to 1000 cameras
- Multiple client support (up to 10 clients streaming video concurrently)

Where a third-party camera is already installed, Paxton10 is still the ideal choice. The system supports all leading brands of IP video cameras, which can be easily integrated using a Paxton10 Video Controller.

Paxton10 cameras, smart credentials and feature rich software combine to create Paxton's most powerful system.



Apps

Paxton Connect

Flexible site management

The Paxton Connect app provides easy and flexible site management for Paxton10. The app enables you and your customers to access and manage multiple sites remotely.

Reports
Access all system reports from your smart device or tablet

People
Manage user permissions, credentials and information

Dashboards
Access custom dashboards for personalised system overview

Devices
Configure and manage all devices on site

The diagram illustrates the Paxton Connect app interface on both a tablet and a smartphone. The tablet screen shows a dashboard with sections for 'SUMMARY' (6 Active users, 106 Total users, 17 Total devices), 'SYSTEM ACTIVITY' (Access events per day bar chart), 'NOTIFICATION' (17 Unacknowledged alarms, 1 Offline devices, 1 Logged in users), and 'Favourites' (All Events This Week, Car park barrier). The smartphone screen shows a user profile for Steve Woodbridge and a navigation menu with options: HOME, DASHBOARDS, REPORTS, PEOPLE, and DEVICES. Callout boxes with icons point to these features: Reports (document icon), People (person icon), Dashboards (gauge icon), and Devices (building icon).

Paxton Key

Utilise smart devices as access tokens

The Paxton Key app allows system users to make use of their smartphone, smartwatch or tablet in place of electronic tokens or traditional keys. These are called smart credentials. Utilising the built-in **Bluetooth®** wireless technology in Paxton10 readers, the smart device can securely communicate with the Paxton10 system to grant or deny access. Paxton Key also enables the user to carry out predefined building management functionality, such as setting the intruder alarm.

The diagram illustrates the Paxton Key app interface on a smartphone and a smartwatch. The smartphone screen shows the 'Paxton Key' app with a green banner that says 'Activated and Ready' and 'Present your device to a reader.' Below the banner is an illustration of a hand holding a smartphone with a key icon. A smartwatch is shown next to the smartphone, displaying a green key icon on its screen. A green checkmark icon is positioned above the smartphone, and a green Wi-Fi signal icon is positioned between the smartphone and the smartwatch, indicating wireless communication.

Download the free app from the App Store or Google Play.



Hardware

Paxton10 Server

The Paxton10 Server is the hub for the entire system, providing simple connection to your network with support for remote access.

- Automatic back-up and flexible system restore in the event of drive failure
- No software install required, license free
- Integrated with Windows as standard
- Cross platform compatibility (PC/Mac/Linux) via Google Chrome and Safari
- 32GB USB back-up – for added peace of mind
- No configuration required, simply browse to the weblink on the unit



Server
Sales Code 003-375

Paxton10 Door Controller

Paxton10 Door Controllers are the building blocks of the Paxton10 system. Each one provides control of a single door and a port to allow support up to three Paxton10 connectors for additional functionality.

- Mains or Power over Ethernet (PoE) powered and PCB only options available
- Controls a single door and provides additional I/O for general use
- Distributed intelligence architecture, no central point of failure
- Connector port to cascade up to three Paxton10 connectors
- 12V lead acid battery back up



Door Controller - 12V 2A PSU
Sales Code 010-751


Door Controller - PoE
Sales Code 010-052

Door Controller - PCB only
Sales Code 010-403

Paxton10 Video Controller

The Paxton10 Video Controller provides storage and processing for up to four third-party IP cameras, whilst maintaining all the functionality of the Paxton10 Door Controller.

- Video footage stored on two hard disk drives in a RAID1 arrangement
- Mains or PoE powered options available
- Controls a single door and provides additional I/O for general use
- Distributed intelligence architecture, no central point of failure
- Up to 250 video controllers per system
- Connector port to cascade up to three Paxton10 connectors
- 12V lead acid battery back up



Video Controller - 12V 4A PSU
Sales Code 010-187

Video Controller - PoE
Sales Code 010-907

Paxton10 Bullet Cameras

Vari-focal and mini (2.8mm) options available

Embedded with Paxton's own video management software, the Paxton10 Bullet Cameras come in two formats suitable for a range of environments. Ideal for wall mounting where surveillance cameras provide an effective deterrent.

- Industry leading low light performance (0.01 Lux)
- IP67 and IK10 rated
- 128GB on camera storage included as standard
- Edge and centralised recording capability
- 8MP 4K resolution for crystal clear recording
- Variable frame rate to suit a range of requirements



Vari-Focal Bullet Camera - 8MP
Sales Code 010-029



Mini Bullet Camera - 2.8mm, 8MP
Sales Code 010-372

Junction Box
Sales Code 010-373

Paxton10 Dome Cameras

Vari-focal and mini (2.8mm) options available

Embedded with Paxton's own video management software, the Paxton10 Dome Cameras come in two formats suitable for a range of environments. Ideal for ceiling mounting where surveillance cameras need to be discreet.

- Industry leading low light performance
- IP67 and IK10 rated
- 128GB on camera storage included as standard
- Edge and centralised recording capability
- 8MP 4K resolution for crystal clear recording
- Variable frame rate to suit a range of requirements



Vari-Focal Dome Camera - 8MP
Sales Code 010-075



Mini Dome Camera - 2.8mm, 8MP
Sales Code 010-517

Junction Box
Sales Code 010-518

Door Entry

Paxton10 works seamlessly with our award-winning range of door entry hardware. Door entry allows you to recognise a visitor calling at the main entrance before granting them access to your building. When connected to Paxton10, access to the building via Entry hardware can be gained using a PIN, code and/or proximity token.

Entry Premium monitor

The Entry Premium monitor comes with a 7-inch capacitive colour touchscreen. When used with the Entry Touch panel the premium monitor supports two-way video calling and video voicemails. The monitor can be wall or desk mounted and is available with or without a handset.

- Personalised experience with built in themes
- Free concierge management
- Enhanced call administration
- Two-way video with touch panel
- No need for specialist wiring diagrams
- IP and PoE technology for easy expansion

Entry Standard monitor

The Entry Standard monitor comes with a colour touchscreen, in a smart and simple design to suit a range of interiors. The monitor can be wall or desk mounted and is available with or without a handset.

- Intuitive, colour touchscreen internal monitor
- Visually verify visitors via video feed from external panel
- No need for specialist wiring diagrams
- IP and PoE technology for easy expansion

Entry Audio monitor

The Entry Audio monitor provides a cost-effective option, fully supporting all Entry functionality where video is not required. The monitor can be wall or desk mounted and is available with or without a handset.

- Cost-effective audio only monitor
- Sleek, contemporary design
- Action buttons configurable for a range of requirements
- Optional connection to a sounder or beacon
- No need for specialist wiring diagrams
- IP and PoE technology for easy expansion



Premium monitor
- surface mount

Sales Code 337-290

Entry Premium monitor
- surface mount with handset

Sales Code 337-292



Standard monitor

Sales Code 337-286



Audio monitor - surface mount

Sales Code 337-270

Audio monitor - surface mount
with handset

Sales Code 337-272

Entry Touch panel

Comprising a quality 7-inch colour touch screen with a range of personalisation options, the Entry Touch panel has a line-out for use with T-Loop antenna for users with hearing aids and advanced sound processing, for high traffic areas.

- Flexible installation with flush, surface mount or rain hood options available
- Two-way video with premium monitor
- Built-in Bluetooth® wireless technology, allowing the use of smart devices
- Three Bluetooth® range options – token, touch-to-enter and long range
- Pan/tilt camera functionality
- Built-in keypad & RFID reader
- Reads EM, Paxton & MIFARE® token technology
- IPX5 rated for external use in all conditions

Entry Vandal Resistant panel

The Entry Vandal Resistant panel is the ideal option for sites where the reader may be exposed to heavy use and risk of damage. With a market leading IK10 impact rating, the VR panel is made from marine grade stainless steel to meet the most demanding environments.

- Flexible installation with flush, surface mount or rain hood options available
- Built-in Bluetooth® wireless technology, allowing the use of smart devices
- Three Bluetooth® range options – token, touch-to-enter and long range
- Pan/tilt camera functionality
- Built-in keypad & RFID reader
- Reads EM, Paxton & MIFARE® token technology
- IK10 rated for ultimate impact resistance
- IPX5 rated for external use in all conditions

Entry Standard panel

The Entry Standard panel is a robust external panel suitable for a wide range of applications. This panel comes in industry recognised anthracite grey (RAL7021), meaning it complements the windows and doors of many new builds and modern apartments.

- Flexible installation with flush, surface mount or rain hood options available
- Built-in Bluetooth® wireless technology, allowing the use of smart devices
- Three Bluetooth® range options – token, touch-to-enter and long range
- Pan/tilt camera functionality
- Built-in keypad & RFID reader
- Reads EM, Paxton & MIFARE® token technology
- IPX5 rated for external use in all conditions



Touch panel, flush mount

Sales Code 337-600

Touch panel, surface mount
with rain hood

Sales Code 337-610

Touch panel, surface mount

Sales Code 337-620



VR panel, flush mount

Sales Code 337-500

VR panel, surface mount
with rain hood

Sales Code 337-510

VR panel, surface mount

Sales Code 337-520



Standard panel, flush mount





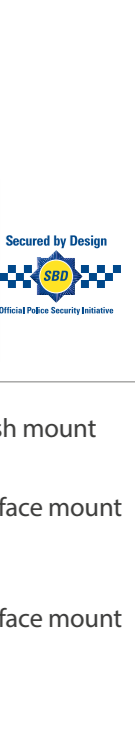
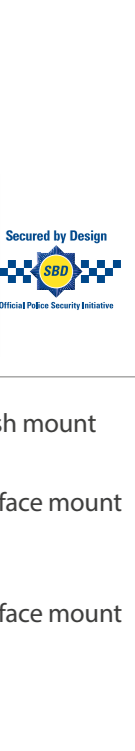
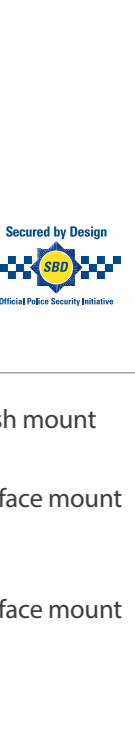
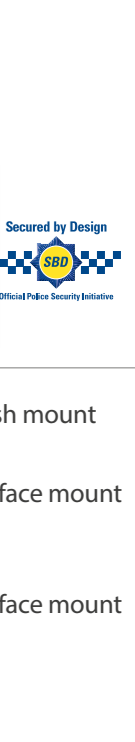
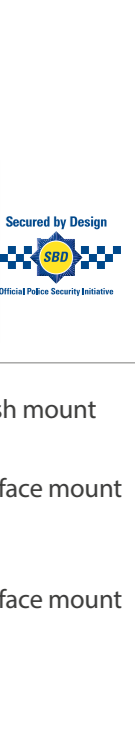
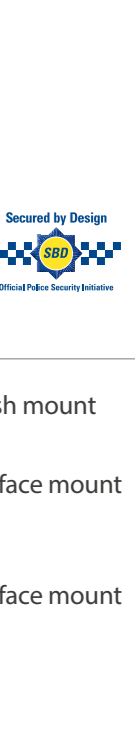
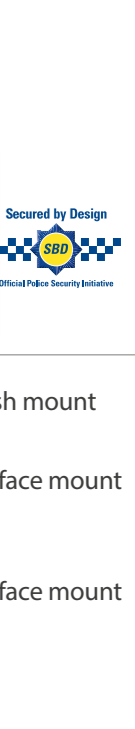
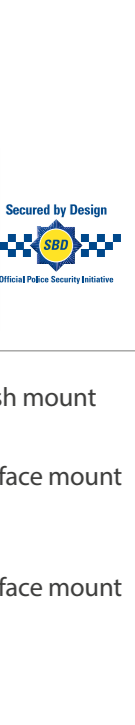
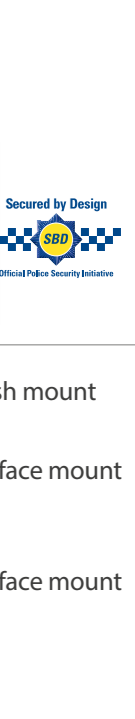
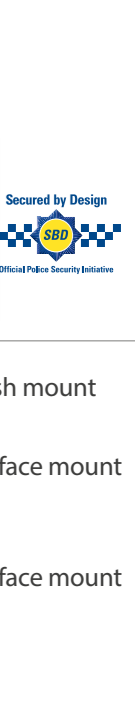
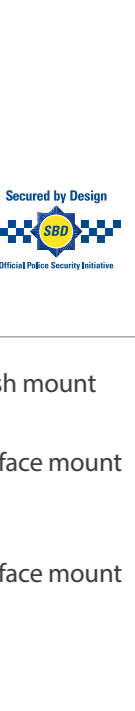
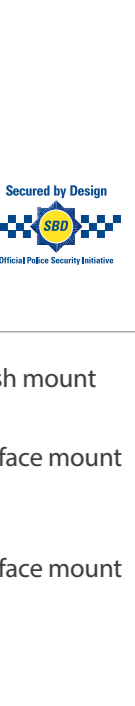
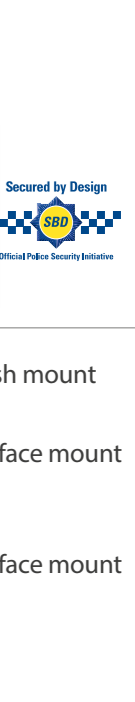
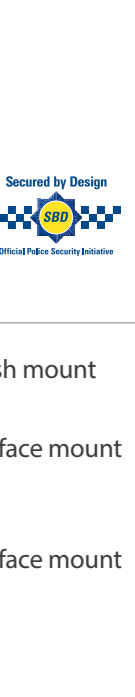
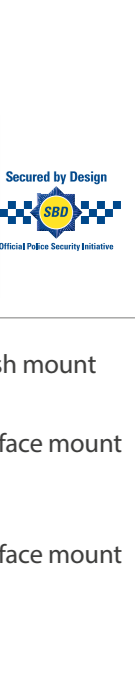
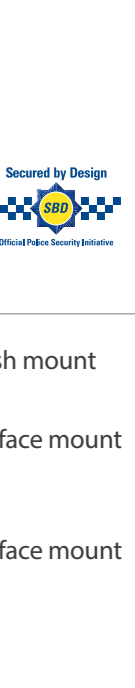
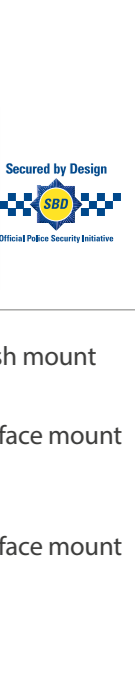
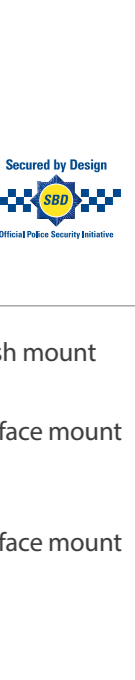
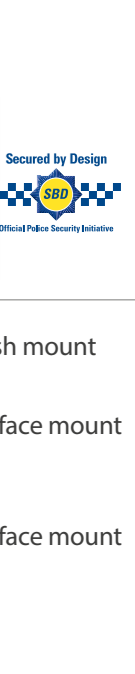
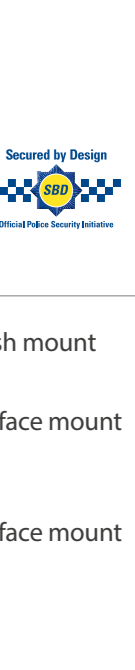
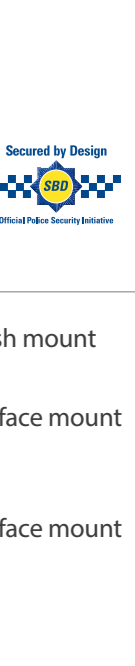
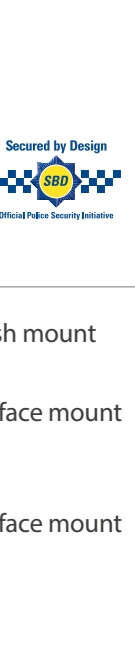
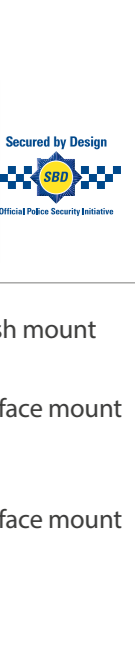
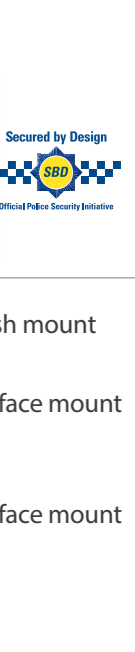
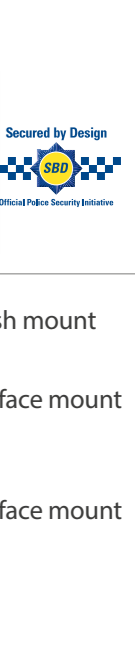
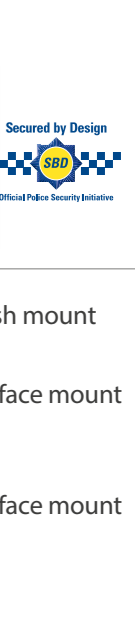
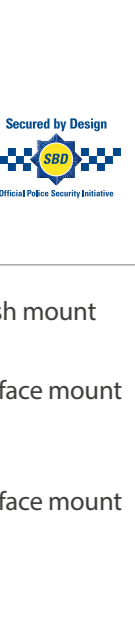
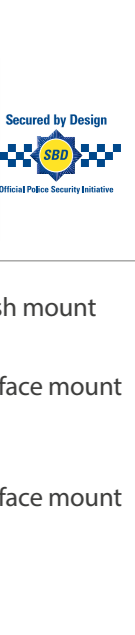
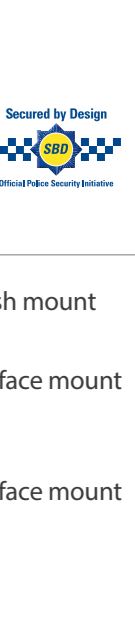
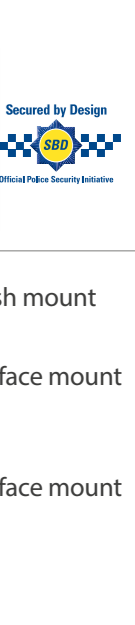
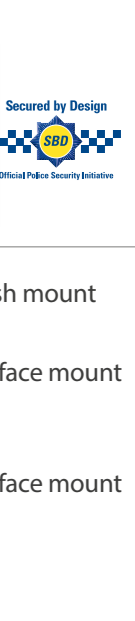
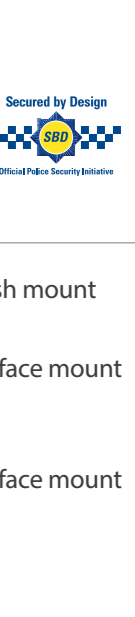
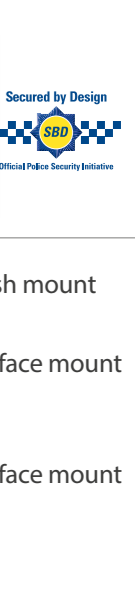
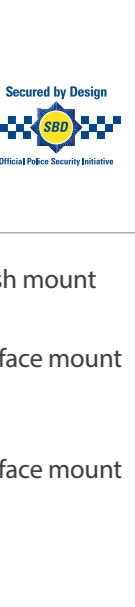
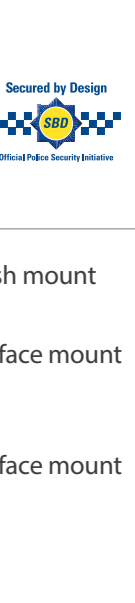
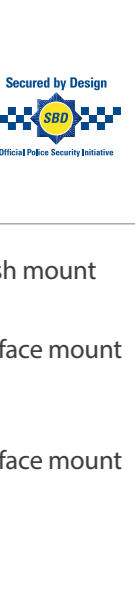
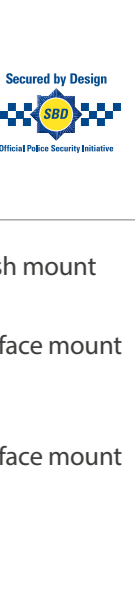
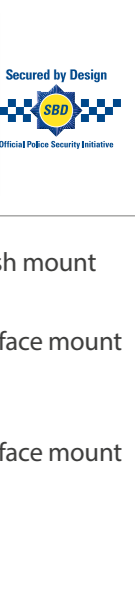
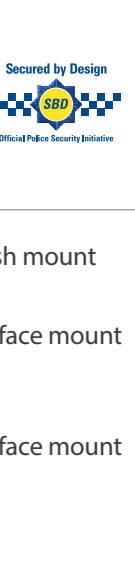
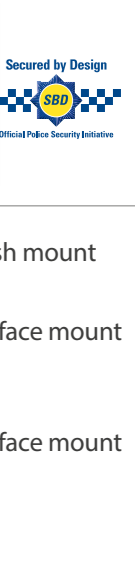
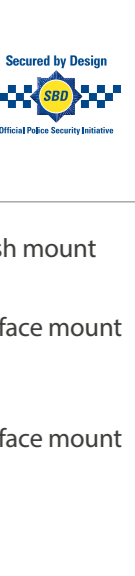
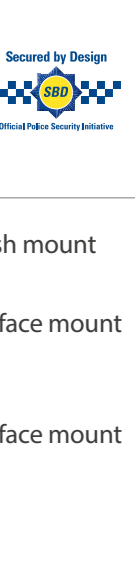
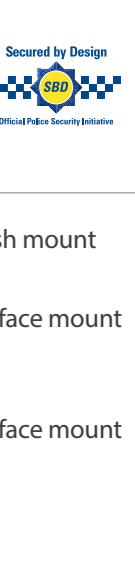
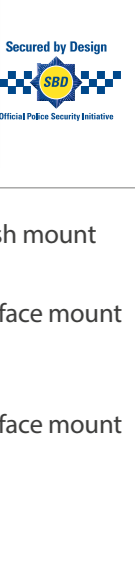
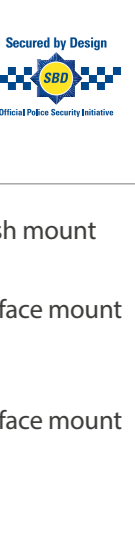
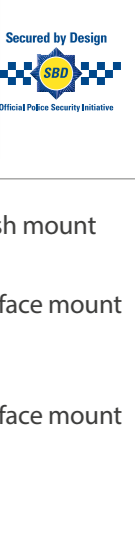
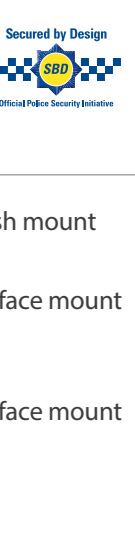
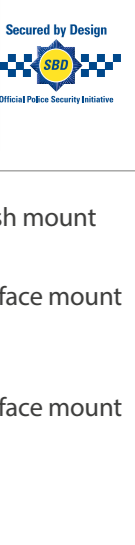
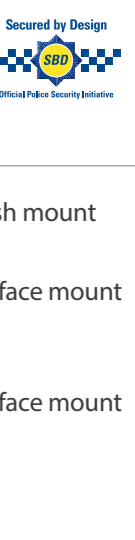
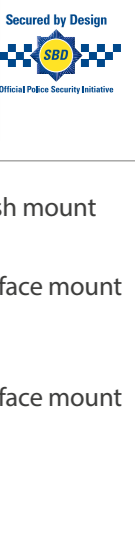
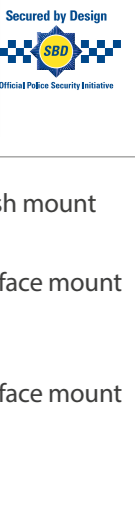
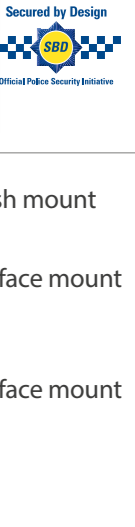
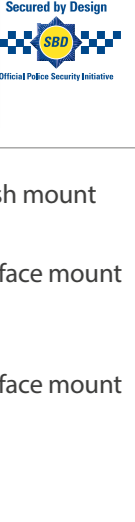
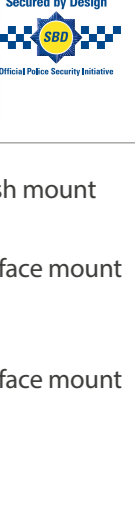
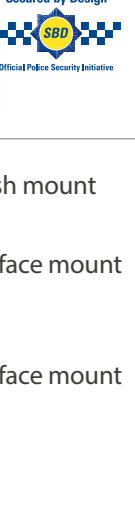
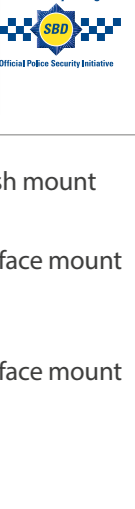
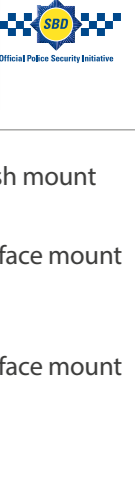
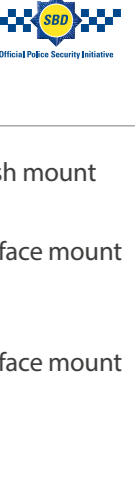
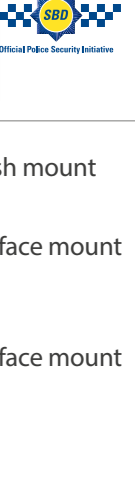
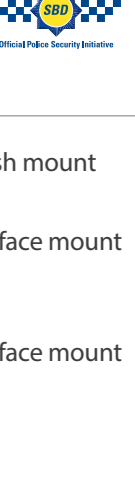
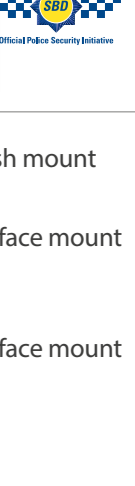


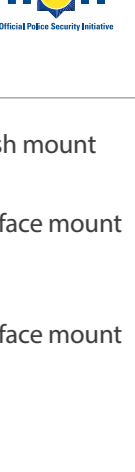
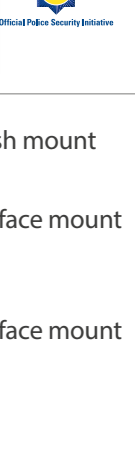
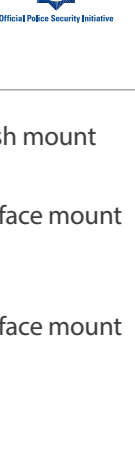
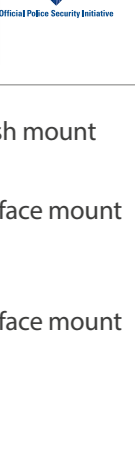
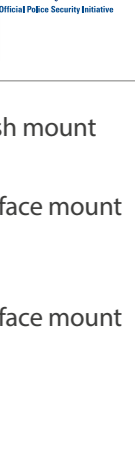
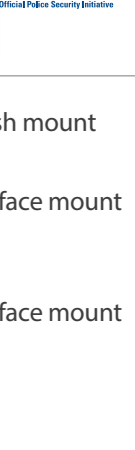
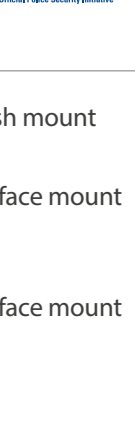
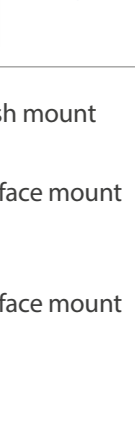
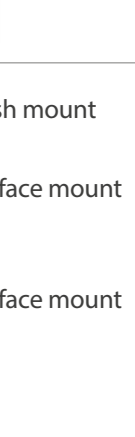
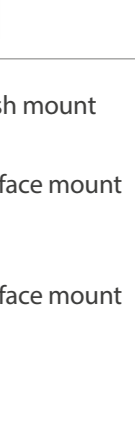
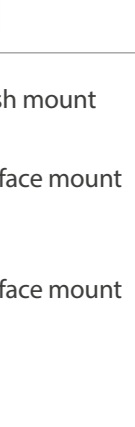
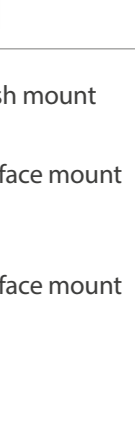
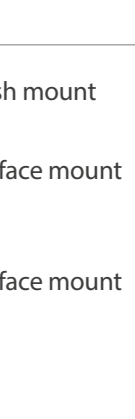
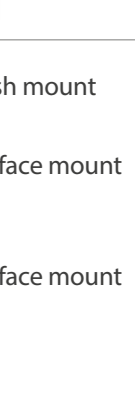
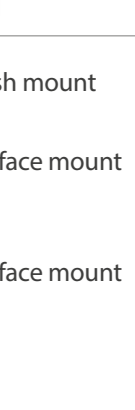
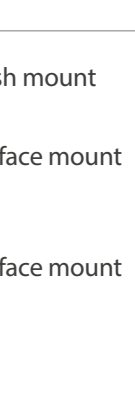
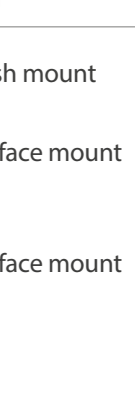
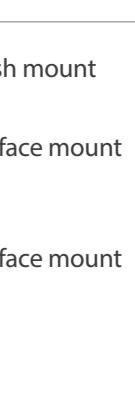
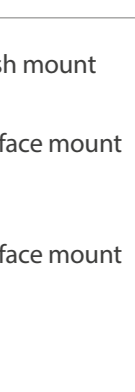
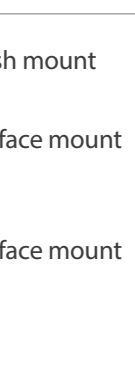
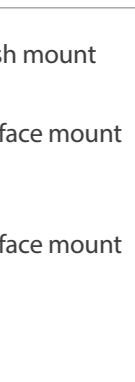
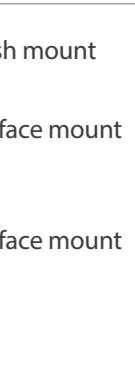
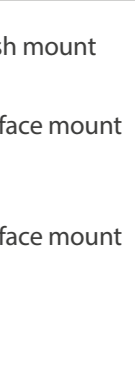
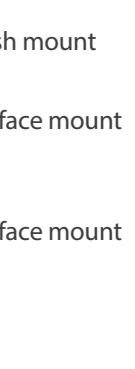
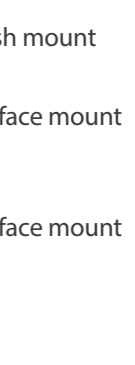
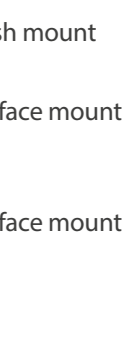
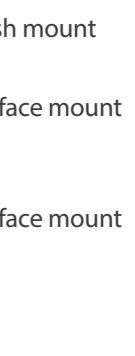
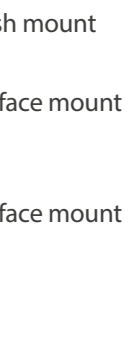
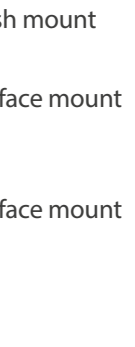
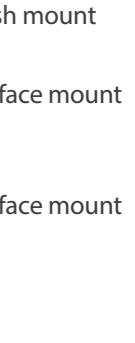





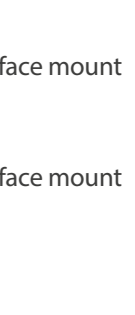
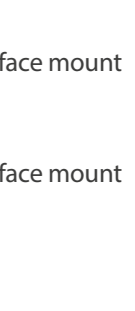
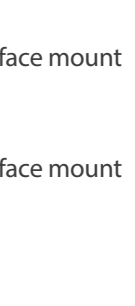
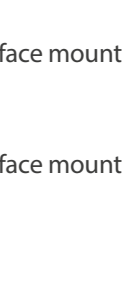





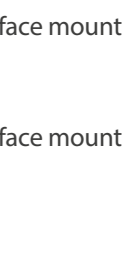

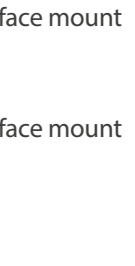
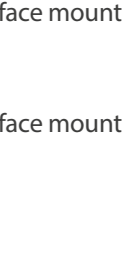


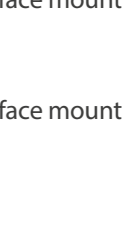
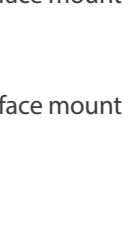
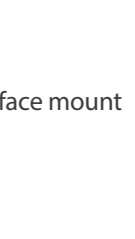
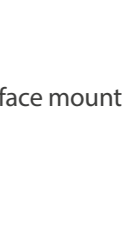
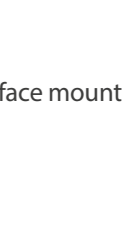
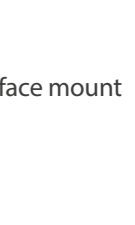
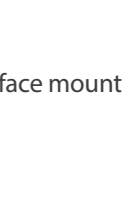
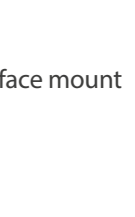
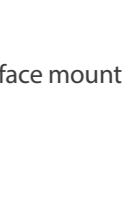
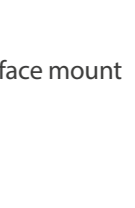
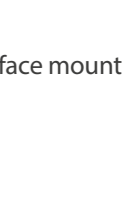
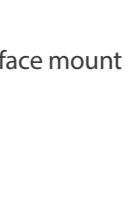
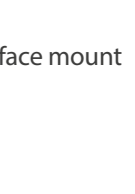
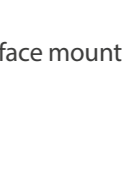
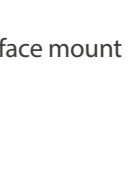
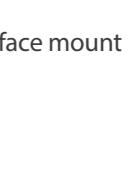

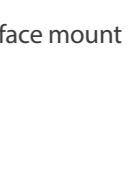




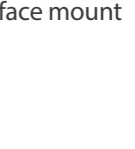
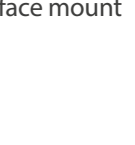
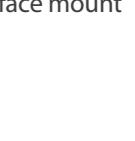
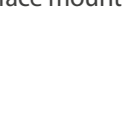



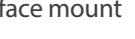

Sales Code 337-400

Standard panel, surface mount
with rain hood

Sales Code 337-410

Standard panel, surface mount

Sales Code 337-420



Wireless access control

The Paxton10 PaxLock Pro and Paxton10 Wireless Converter provide a wireless access control option within the Paxton10 system. They communicate wirelessly to the Paxton10 server to offer a broader choice of hardware on any internal or exterior doors where minimal cabling is preferred.

Paxton10 PaxLock Pro

Four options available, internal and external versions in black and white

Paxton10 PaxLock Pro is a wireless door handle that is designed to be compatible with any DIN standard lockset for quick and simple installation. The door handle is smart and compact and can fit discreetly into a range of environments.

- IK10 impact rated, external version is IP55 rated (reader side only)
- Supports Bluetooth® frequency-hopping technology to ensure uninterrupted range
- Built-in Bluetooth® wireless technology, allowing the use of smart devices
- Two Bluetooth® range options – token and touch-to-enter
- Dual-frequency proximity reader – Paxton, MIFARE®, EM and HID® Prox
- EN179 Certified for emergency exits and FD30 and FD60 certified for fire doors
- Compatible with DIN standard locks



PaxLock Pro
- Euro, external, white
Sales Code 010-602WT



PaxLock Pro
- Euro, internal, white
Sales Code 010-603WT

PaxLock Pro
- Euro, external, black
Sales Code 010-602BL

PaxLock Pro
- Euro, internal, black
Sales Code 010-603BL

Paxton10 Wireless Connector

The Paxton10 Wireless Connector is a sleek and discreet interface to support wireless functionality within the Paxton10 system, it can be wall or ceiling mounted.

- Built-in Bluetooth® wireless technology, to support the installation of Paxton10 PaxLock Pro
- Intelligently controlled through Paxton10 software
- Connects to any Paxton10 controller
- Cascade up to three connectors from a single controller
- Sleek design for discreet ceiling or wall mounting



Wireless Connector
Sales Code 010-687

Paxton10 Alarm Connector

The Paxton10 Alarm Connector is a miniature I/O connector that allows fire and intruder alarms to integrate with a Paxton10 system. The discreet board has a compact design to fit neatly inside the alarm housing.

- Secure user-specific control of intruder alarms and fire alarm monitoring
- Straightforward two inputs, single output device
- A single board can restrict access to any number of doors across a site when the intruder alarm is armed, vastly reducing cabling
- Intelligently controlled through Paxton10 software
- Connects to any Paxton10 controller



Alarm Connector
Sales Code 010-203

Paxton10 Reader Converter

The Paxton10 Reader Converter supports the use of other Paxton readers on your Paxton10 system, offering more choice and supporting the transition from an existing Net2 system to a new Paxton10 installation.

- Quick installation, hardware is automatically detected by the system
- Each reader converter supports two Paxton or approved third party readers
- Support for Wiegand output - **coming soon**



Reader Converter
Sales Code 010-552

Paxton10 Desktop Reader

The Paxton10 Desktop Reader supports all token formats with no additional configuration required, making it simple to add tokens to your system.

- Reads Paxton, MIFARE®, HID™ Prox, EM, FeliCa, NFC and DESFire token technology
- Quick and straightforward user registration
- Simple USB connection
- No software install required, the desktop reader works out-of-the-box



Desktop Reader
Sales Code 010-387

Readers

Paxton10 Keypad Reader

The Paxton10 Keypad supports two factor authentication in Paxton10, using PIN/code and token. The keypad is fully back-lit with hardened silicon buttons to ensure longevity.

- Reads Paxton, MIFARE®, HID™ Prox, EM, FeliCa, NFC and DESFire token technology
- Built-in Bluetooth® wireless technology, allowing the use of smart devices
- Three Bluetooth® range options – token, touch-to-enter and long range
- Secure encrypted RS485 communication with Paxton10 controller
- Capacitive wake up and low power sleep mode
- Externally rated, IK09 and IP67

Paxton10 Vandal Resistant Reader

The Paxton10 Vandal Resistant Reader is the ideal option for sites where the reader may be exposed to heavy use and risk of damage. The VR reader has a market leading IK10 impact rating, waterproofing to IP67 and rugged metal surround with four security fixings. It is made to withstand the most demanding environments.

- IK10 rated for ultimate impact resistance
- IPX5 rated for external use in all conditions
- Reads Paxton, MIFARE®, HID™ Prox, EM, FeliCa, NFC and DESFire token technology
- Built-in Bluetooth® wireless technology, allowing the use of smart devices
- Three Bluetooth® range options – token, touch-to-enter and long range
- Secure encrypted RS485 communication with Paxton10 controller

Paxton10 Slimline Reader

The Paxton10 Slimline Reader combines multi-format technology with compact design (48mm width mullion mount) to perfectly complement the Paxton10 system.

- Reads Paxton, MIFARE®, HID™ Prox, EM, FeliCa, NFC and DESFire token technology
- Built-in Bluetooth® wireless technology, allowing the use of smart devices
- Three Bluetooth® range options – token, touch-to-enter and long range
- Secure encrypted RS485 communication with Paxton10 controller
- Capacitive wake up and low power sleep mode
- Externally rated, IK10 and IP67



Keypad Reader
Sales Code 010-824



Vandal Resistant Reader
Sales Code 010-254



Slimline Reader
Sales Code 010-296



Access Tokens

Paxton10 Keyfobs - Pack of 10

The Paxton10 Keyfobs are available in packs of 10 and come with a lifetime guarantee.

- Durable, water resistant, wash-proof
- Smart, compact design



Keyfobs - Pack of 10
Sales Code 010-170

Paxton10 Bluetooth® Hands Free Keyfob

The Paxton10 Hands Free Keyfob uses Bluetooth® wireless technology to support hands free range of up to 10 metres.

- Touch-to-enter functionality when used with Paxton10 readers
- Long lasting battery life with backup RFID token



Hands Free Keyfob
Sales Code 010-690

Paxton10 Cards - Pack of 10

The Paxton10 Cards are available in packs of 10 and come with a lifetime guarantee.

- Lightweight, standard credit card sized
- Can be used as ID card




Cards - Pack of 10
Sales Code 010-427

Offer your customers the power of access control and video management on a single platform.

Useful Information

Paxton is here to support you, to help you feel confident quoting, installing and using Paxton10.

This support includes easy access to our industry-leading technical support team, free training, and sales brochures for you to use with your customers.



Free training

Paxton10 installer training gives you hands-on experience of the system, ensuring you are familiar with all the functionality of the hardware and software, inside and out. Explore the possibilities of our single platform solution including access control and IP video management in one out-of-the-box system.

Book your free Paxton10 training at www.paxton.info/4197



Industry leading support

With Paxton10, you have access to the same level of technical support you have come to expect from Paxton.

With support available 7am-7pm Monday-Friday, and 9am-1pm on Saturdays, on +44 (0)1273 811011 or support@paxton.co.uk



Video library

We have created an extensive video resource to support you in installing and commissioning the Paxton10 system. There are a number of videos available to you, including:

- Paxton10 system overview
- Hardware installation tutorials
- Software introduction and administration
- Using Entry and PaxLock hardware
- System user tutorials

View them here: www.paxton.info/4956



Paxton10 digital brochures

We offer a range of brochures and sales guides to support you and your customers every step of the way.

Download your copies here: www.paxton.info/474



Hassle-free returns policy

Our five-year guarantee is available on all Paxton10 products. If a problem arises, follow these three simple steps and we will get your return sorted:

1. Call into Support if a problem arises on site, Support will then troubleshoot the issue.
2. If the issue cannot be solved, you will be supplied with a returns number.
3. Within 30 days you can either:
 - a. Return to your distributor with the returns number for a replacement or credit
 - b. Send the product back to Paxton with the returns number for a replacement





Paxton House
Home Farm Road
Brighton
East Sussex
BN1 9HU

All information and specifications correct at the point of publication, but may be subject to change without notice. MIFARE® is a registered trademark of NXP B.V. and is used under license. The Genuine HID Technology logo is a trademark of HID Global Corporation/ASSA ABLOY AB. Used with permission. The Bluetooth® word mark and logos are registered trademarks owned by the Bluetooth SIG, Inc. and any use of such marks by Paxton Access Ltd. is under license. FelICa is the contactless IC card technology developed by Sony Corporation. FelICa is a trademark of Sony Corporation. The N-Mark is a trademark or registered trademark of NFC Forum, Inc. in the United States and in other countries.