



## PON Solution Product Guide

V1

Excel is a world-class premium performing end-to-end infrastructure solution - designed, manufactured, supported and delivered - without compromise.



Excel is a world-class premium performance end-to-end infrastructure solution - designed, manufactured, supported and delivered - without compromise.

Excel is driven by a team of industry experts based in the UK, ensuring the latest innovation and manufacturing capabilities are implemented to surpass industry standards for quality and performance, technical compliance and ease of installation and use.


With an emphasis on compatibility and standards compliance 'from cable to rack', reliability and product availability, Excel is the complete trusted solution. Since the brand was launched to the UK market in 1997, Excel has enjoyed formidable growth and is sold in over 70 countries Worldwide. Excel has offices in Birmingham, St Neots and City of London in the UK and in Dubai in the United Arab Emirates.

The meteoric rise of the brand reflects a growing demand throughout the world for a reliable, standards-compliant, readily available, structured cabling and racking system. Excel is able to deliver this mix through a growing base of distributors and integrators across the region, which combine to make the brand an increasingly viable option.

With a focus on system performance, independent verification and a 25 year product and application warranty, when installed by an Excel Partner, it's easy to see why this is the system of choice in many government, education, retail, finance and enterprise installations.

This catalogue provides a complete overview of the Excel PON range, for details on the complete Excel range please visit [www.excel-networking.com](http://www.excel-networking.com)

Please be aware that not all products are available in every country, so please check with your local provider to check availability.





## The Excel Range

The Excel range is extensive - this catalogue is dedicated to the PON range.

Listed below are the other product ranges that are currently available from Excel. Please visit [www.excel-networking.com](http://www.excel-networking.com) for full details.

Copper Structured Cabling Systems



Fibre Optic Cabling Systems



PON - Passive Optical Networks



Blown Fibre Cabling Systems



Environ Network Racks, Wall Racks & Open Frames



Residential/SoHo Cabling Systems



Voice Cabling Systems



Accessories & Testers

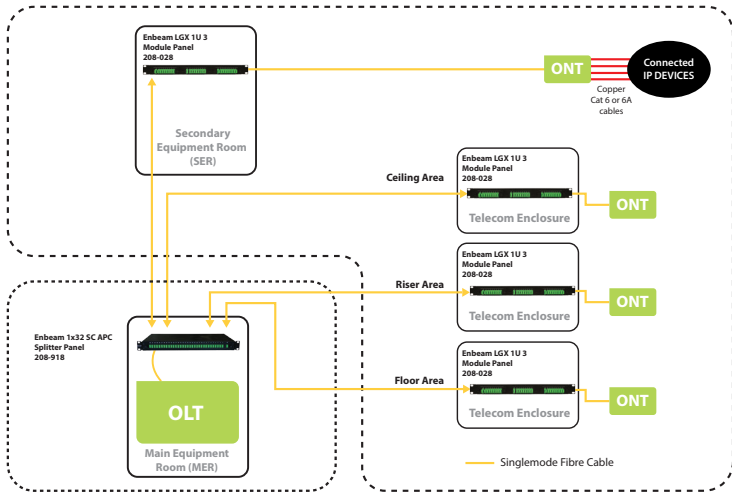


Whilst every attempt has been made to show exact photos of the products available within this catalogue, please note that sometimes only the style of the product is depicted.



# Excel's PON Solution

A Passive Optical Network (PON) system consists of an Optical Line Terminal (OLT) that connects several Optical Network Terminals (ONTs) together using a passive Optical Distribution Network (ODN). PON is the highest speed, longest life, lowest cost network infrastructure available in the market, offering a genuine future-proof access network with flexibility and upgrade capability well into the future.



**OLT**  
Optical Line Terminal

**PLC Splitter**  
Planar Lightwave Circuit Splitter

**ONT**  
Optical Network Terminal

PON is based around fibre cabling and splitters, delivering signals to multiple access points throughout a network across a range of distribution methods, including Fibre-to-the-Home (FTTH), Fibre-to-the-Office (FTTO) and Fibre-to-the-Kerb (FTTK), amongst other FTTX Solutions.

A PON Solution provides numerous benefits:

- 

Space-saving Solution
- 

High Bandwidth
- 

True roadmap for 10G, 40G, 100G networks
- 

Superior Performance
- 

Longer Distances
- 

Easier Network Management
- 

Less Physical Equipment Required
- 

Increased Security
- 

Energy Efficient

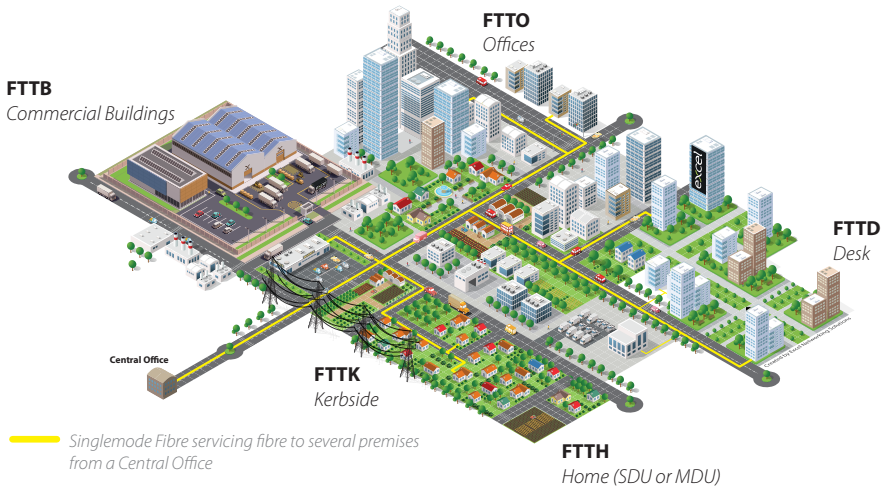


# Applying Excel's PON Solution

Across a typical city, there are many different types of building and installation environments that require an infrastructure solution to provide their wired or wireless services. High-and low-density residential areas, business districts and multi-tenant environments all have a need for high-speed connectivity to the network for internet, telecoms, CCTV and other services, yet these requirements differ in each type of setting.

Delivering fibre to a single house will present a different set of challenges to delivering fibre to a large apartment block, which may require different infrastructure components than an installation in a large office environment or a shopping centre. With these considerations in mind, a "one solution fits all" approach isn't always possible.

## Delivering Fibre To...





## Environ Riser Cabinets

The Excel range of Environ riser cabinets has been designed to be a multifunctional set of products, which can form part of a network in multiple locations. With the ability to change the internal structures to fit most applications within a passive optical network and edge of network cabling designs, these enclosures can be adapted to house either fibre or copper (or both) within a confined space. These enclosures are suitable for risers, equipment rooms and remote locations.

### Features

- Compact design
- Integrated cable tie points
- Lockable front door




100-658



100-653



100-651



100-659

- Two level mounting area
- 10" mounting profiles
- Use 100-753 Keystone Frame for mounting Keystone Jacks
- Brush strip entry
- Use 100-701 DIN Module for mounting Keystone Jacks
- 10" mounting profiles
- Dedicated cable routing area
- Use 100-753 Keystone Frame for mounting Keystone Jacks
- Angled 19" mounting profiles
- Dedicated 19" equipment profiles
- Brush strip entry
- Accepts standard Copper and Fibre 19" Patch Panels

Description	Dimensions (mm - H x W x D)	U Size and Capacity	Part Number
Environ Residential Consolidation Enclosure	453 x 430 x 160	1U - up to 12 copper ports	100-658
Environ Small Riser Enclosure	300 x 300 x 100	DIN Rail Mountable Only - up to 24 copper ports	100-653
Environ Medium Riser Enclosure	604 x 400 x 125	2U - up to 24 copper ports	100-651
Environ Large Riser Enclosure*	650 x 600 x 250	5U - up to 120 copper ports	100-659

\* Features a 19" mounting rail



## Splitters, Panels and Modules

### Modular Panels and Cassettes

The Excel 3U (14 Modules) and 1U (3 Modules) Splitter Panels have been designed to fit 19" rack mounting profiles and house Excel splitter modules. Their decreased depth of 120mm allows the units to be installed into Environ Enclosures or the Environ 19" Communications Rack.

#### Features (Panels)

- 19" rack mountable
- 3/1U rack space
- Compact design

#### Features (Splitters)

- LGX style 118mm mount
- DIN Rail mounting option
- APC connections




Description	Part Number
Enbeam LGX 1U 3 Module Panel	208-028
Enbeam LGX 3U 14 Module Panel	208-029
Enbeam 1 X 8 SC APC LGX PLC Splitter	208-912
Enbeam 1 X 16 SC APC LGX PLC Splitter	208-913

### "Tray-Style" Panels

The Excel Enbeam 32-way SC APC Splitter Panels are sliding drawer "tray-style" housings suitable to be installed into 1U of rack space. Outgoing SC APC adaptors are presented from right to left and numbered from 1 to 32 with the incoming port to the right of the panel. The PLC Splitter is then housed inside the panel in an ABS housing to protect it against accidental damage.

#### Features


- Port identification numbers
- Sliding drawer on ball bearing runners
- 1U rack space design
- Recessed adaptors
- 25 Year System Warranty



Description	Part Number
Enbeam 1 X 32 SC APC Splitter Panel	208-918



## Open Ended and Boxed PLC Splitters



The Enbeam PLC (Planar Lightwave Circuit) Splitter is fabricated using silica optical waveguide technology. Its compact size, high reliability, wide operating wavelength and good channel-to-channel uniformity is widely used in PON applications. Excel provides whole series of 1xN splitter products that are tailored for specific applications. All products meet GR-1209-CORE and GR-1221-CORE requirements.

### Features

- Compact design
- Low insertion loss
- Operating wavelength from 1260nm to 1650nm

	Description	Part Number
Excel's Open-Ended PLC Splitters are not connectorized at either end and can be terminated on application.	Enbeam 1 X 4 Open Ended PLC Splitter	208-901
	Enbeam 1 X 8 Open Ended PLC Splitter	208-902
	Enbeam 1 X 16 Open Ended PLC Splitter	208-903
	Enbeam 1 X 32 Open Ended PLC Splitter	208-904
	Enbeam 1 X 4 SC APC Boxed PLC Splitter	208-906
Excel's Boxed PLC Splitters are fully connectorized and housed for speed and ease of installation.	Enbeam 1 X 8 SC APC Boxed PLC Splitter	208-907
	Enbeam 1 X 16 SC APC Boxed PLC Splitter	208-908
	Enbeam 1 X 32 SC APC Boxed PLC Splitter	208-909

## Outlets



The Excel Enbeam FTTH Outlet Box has been designed for applications such as FTTH or FTTD. This wall outlet can also be fitted with a DIN rail mounting plate for installations requiring DIN rail mounting capability.

The Excel Enbeam FTTH Outlet Box can be supplied as a pre-terminated unit, fitted with a 4-core 250-micron, B2ca, S1a, d0, a1 drop cable. The outlet is terminated at one end with four SC APC connectors and left open at the other, allowing for quick installation on application.



### Features

- Hinged Splice Tray holds up to 4 heatshrink splice protectors
- Multiple cable entry points
- Fixing hardware included
- For use with flangeless adaptor
- Accepts LC Duplex or SC Simplex adaptor
- 2/4 splice protectors supplied as standard
- Available as a pre-terminated solution

Description	Part Number
Enbeam FTTH Outlet Loaded 2xSC/APC Simplex Adaptors	200-447
Enbeam FTTH Outlet Loaded 4xSC/APC Simplex Adaptors	200-449
Enbeam FTTH 4 port SC Outlet with 30-meter drop cable	200-449-30
Enbeam FTTH 4 port SC Outlet with 50-meter drop cable	200-449-50
Enbeam FTTH 4 port SC Outlet with 70-meter drop cable	200-449-70
Enbeam DIN Rail Mounting Bracket	200-442





## Splice Accessories

Description	Part Number
Enbeam Splice Tray and Holder Conversion Kit 2 48f	200-128
Enbeam Splice Tray and Holder Conversion Kit 1 240f	200-129
Enbeam 12 Way Splice Bridge	200-391
Enbeam Splice Protectors (Clear) 3mm x 61mm	200-398
Enbeam Splice Protectors (Clear) 3mm x 45mm	200-399
Enbeam Splice Protectors (Clear) 2mm x 45mm	200-397
Enbeam Enhanced Splice Holder	200-396



## Floor Distribution Boxes

### MDU Box

The Excel Enbeam MDU Box terminates up to three optical fibre cables offering a designated space for splitters and up to 48 fusion splices. Housing up to 24 adaptors for internal or external applications, the MDU Box offers a cost-effective solution within the FTTX network.

#### Features

- Designated splitter area
- IP55
- Lockable
- Accepts SC Simplex Adaptors
- RoHS



Description	Part Number
Enbeam MDU Box Unloaded (up to 48 fibre)	208-173
Enbeam MDU Box Loaded 12 x SC/APC Simplex Adaptors	208-174
Enbeam MDU Box Loaded 24 x SC/APC Simplex Adaptors	208-175

### Demarcation Box

The Enbeam Demarcation Box has been designed to be wall or DIN rail mounted with the capacity to hold 12 to 24 fibres. The flexibility to use tight buffered and/or loose tube cabling and MTP/MPO fan-outs makes this enclosure suitable for multiple applications. With top and bottom cable entry, the Excel Demarcation Box can pass cables through the enclosure, allowing fibres to be broken out and spliced. The hinged splice tray platform allows full and easy access to connections and enables storage of excess fibre whilst maintaining the correct bend radius.

#### Features

- 25 Year System Warranty
- Wall or DIN Rail mountable
- Accepts LC Duplex & SC Simplex
- Hinged splice trays



Description	Part Number
Enbeam 12 SC Simplex SM APC (Green) Demarcation Box	208-206



### DIN Rail Box



208-211

The Enbeam DIN Rail Box has been designed to be wall or DIN rail mounted with the capacity to hold 12 to 24 fibres. The flexibility to use either tight buffered and/or loose tube cabling makes this enclosure suitable for multiple applications. The hinged splice tray platform allows full and easy access to connections and enables storage of excess fibre whilst maintaining the correct bend radius.

#### Features

- Multiple cable entry points
- Integrated FRP tie points
- RoHS, Reach compliant
- Accepts LC Duplex or SC Simplex adaptors
- DIN or wall mountable
- UL-94-VO

Description	Part Number
Enbeam 12 SC Simplex SM APC (Green) DIN Rail Box	208-211

### Splice Enclosures



208-183

The Excel Lockable IP65 Splice Enclosure can be used to terminate fibre to the internal patching field; 12 when using SC Duplex adaptors. The enclosure also offers space to house a PLC splitter offering a flexible solution for any application. The robust ABS enclosure can be installed in most indoor and outdoor applications.

#### Features

- IP65 rated to 1.5mtr
- Mechanically sealed (compression)
- Integrated Fibre Management
- Holds up to 24 single fibres
- Internal splice tray
- Suitable for PLC Splitters



200-354

Description	Part Number
Enbeam IP65 Lockable Splice Enclosure 24 Fibre	208-183

Compatible Adaptors	
Excel Enbeam SC/APC Duplex Adaptor Singlemode	200-567
Excel Enbeam LC APC Quad Flanged Adaptor Singlemode	200-357



200-357

## Bespoke Laser Engraved Labelling Service

Excel offer a bespoke laser engraved labelling service, with labels available in a range of sizes suitable for cables, racks, patch panels, outlets, modules and more!

Contact our Sales team for more information

0121 326 7557



## Exterior Splice Enclosures

The Enbeam Exterior Splice Enclosures have been designed to allow up to 288 fibres to be spliced and housed within an IP68-rated durable enclosure, which is ideal for harsh environment applications. The enclosure is mechanically sealed via compression glands to allow re-entry without compromising the integrity of the unit. The enclosures can be mounted in several ways using different mounting brackets; wall, pit, pole and aerial. The largest of the enclosures can be expanded to take up to 408 fibres by increasing the number of trays.

### Features

- IP68
- UV Resistant
- Termination and splice kit included
- Cable entry/exit 4 round 1 x uncut
- Pole Mount Included
- RoHS, Reach compliant

Description	Part Number
Enbeam 48 Fibre Dome Enclosure	208-500
Enbeam 72 Fibre Dome Enclosure	208-501
Enbeam 96 Fibre Dome Enclosure	208-502
Enbeam 144 Fibre Dome Enclosure	208-503
Enbeam Hinged Wall Mount Dome Enclosure 60 Splice	208-504
Enbeam 48 Fibre Splice Enclosure (Flat Type)	208-506
Enbeam 144 Fibre Splice Enclosure (Flat Type)	208-507
Enbeam 288 Fibre Splice Enclosure (Dome Type)	208-508



208-502



208-504



208-506



208-508

The Enbeam Fibre Dome Enclosure has been designed to allow up to 120 fibres to be spliced and housed within an IP68 rated durable enclosure ideal for harsh environment applications. The enclosure is mechanically sealed via compression glands allowing re-entry without compromising the integrity of the unit. The enclosures can be mounted in several ways using different mounting brackets (see additional mounting options); wall, pit, pole and aerial. The enclosure can also house PLC splitters for use in PON applications. Each enclosure has an independent patching field for up to 32 SC Simplex adaptors allowing connections to be made directly from the enclosure.


### Features

- IP68 rated to 1.5mtr
- Holds up to 120 single fibres
- Integrated pressure valve
- Mechanically sealed (compression)
- Accepts PLC splitter
- Holds up to 36 SC simplex adaptors

Description	Part Number
Enbeam Enclosure for 32-way Splitter (Dome Type)	208-505



208-505



View the complete range of Excel  
**ENBEAM**  
 fibre patch panels on our website  
 or in our Fibre A5 Catalogue



## Faceplates and Modules

The Excel angled fibre modules have been designed in a way that they can be fitted into standard Excel faceplates with a 45mm or 50mm aperture. This is achieved by the fitting or removal of the outer collar of the module, as well as copper RJ45.

### Features

- Fits 45mm and 50mm Excel aperture faceplates
- UL94V-0
- Built in label system
- Angled

Description	Part Number
Enbeam Unloaded SC Simplex/LC Duplex Angled module	200-438
Enbeam Unloaded SC Duplex/LC Quad Angled module	200-439

### Features

- Single/Double gang versions available
- Choice of colours
- Choice of design

Description	Part Number
White Single Gang Bevelled Plate without Blanks	100-712
White Single Gang Flat Plate without Blanks	100-714
White Double Gang Bevelled Plate without Blanks	100-716
White Double Gang Flat Plate without Blanks	100-718
White Full Width (25mm) Blank Plate	100-719
White Half Width (12.5mm) Blank Plate	100-715
White Shutter to suit Keystone Jack, Angled, 50 x 25mm	100-175
White Shutter to suit Keystone Jack, Category 6 <sub>4</sub> , Angled, 50 x 25mm	100-020
White Shutter to suit Keystone Jack, 50 x 25mm	100-014
White Shutter to suit Keystone Jack, 6c, 38.5 x 25mm	100-018
White Shutter to suit Keystone Jack, Angled, 6c	100-022





## Patch Panels

### 10" 12 Port Patch Panel

The Excel 1U 10" 12 Port Keystone Patch Panel provides the mounting facility for up to 12 Excel Keystone jacks. The modular design accommodates jacks of Category 5e, 6 & 6A and allows for part panels to be installed. This patch panel may be used in either a screened or unshielded structured cabling system and is supplied complete with a fitted earth bonding wire.



#### Features

- Accepts Excel Keystone Jacks
- Suitable for Unshielded & Shielded Jacks

Description	Part Number
10" 12 Port Keystone Patch Panel Black	100-753

### Telephone Extension/Category 6 Patch Panel

The Excel 1U 10" 12 Port Keystone Patch Panel provides the mounting facility for up to 12 Excel Keystone jacks. The modular design accommodates jacks of Category 5e, 6 & 6A and allows for part panels to be installed. This patch panel may be used in either a screened or unshielded structured cabling system and is supplied complete with a fitted earth bonding wire.



#### Features

- Accepts Excel Keystone Jacks
- Suitable for Unshielded & Shielded Jacks

Description	Part Number
Excel Telephone Extension/Category 6 Panel	100-860

## PDUs

### Excel Power Distribution Units

The Excel range of Power Distribution Units (PDUs) for use within the Excel Residential SoHo cabinet, are designed for installation and use within 10" mounting profiles in networking cabinets and enclosures. Each unit comprises a high quality aluminium extruded housing into which 4 sockets are loaded. In this range, each socket is UK style, manufactured in accordance with the BS1363 standard. The 3-meter input lead is terminated with a 13 Amp rated 3-pin BS1363 plug top.



#### Features

- 10" rack mounting
- 1U rack space
- 4 x UK (BS1363) Sockets
- 3 meter input lead terminated with 3 pin 13AMP fused BS1363 plug

Description	Part Number
Excel Power Distribution Unit	100-681



The Excel PON Solution is supported by the existing comprehensive range of Excel products, including copper cabling, patch leads and patch panels, as well as the portfolio of Environ Racks.

**Patch Panels**


Excel 24 Port Unloaded Keystone Patch Panel Frame - Black	Excel 24 Port Unloaded Keystone Patch Panel Frame - Chrome	Excel 24 Port Unloaded Keystone Angled Patch Panel Frame - Black	Excel 24 Port Unloaded Keystone Angled Patch Panel Frame - Chrome	Excel 24-port Keystone Patch Panel Frame, 0.5U
<a href="#">P/N 100-026</a>	<a href="#">P/N 100-028</a>	<a href="#">P/N 100-023</a>	<a href="#">P/N 100-024</a>	<a href="#">P/N 100-041</a>
		✓	✓	
		✓	✓	
	✓	✓		✓
	✓	✓		
	✓			
	✓			
				✓

**Modules**

Excel Angled Butterfly Keystone Jack - Toolless	
<a href="#">P/N 100-185</a> Chrome - Screened - Category 6 <sub>A</sub>	
<a href="#">P/N 100-213</a> Black - Unscreened - Category 6	
Excel Butterfly Keystone Jack - Toolless	
<a href="#">P/N 100-181</a> Chrome Low Profile Screened - Category 6 <sub>A</sub>	
<a href="#">P/N 100-182-BK</a> Black Low Profile Unscreened - Category 6 <sub>A</sub>	
<a href="#">P/N 100-180</a> Screened Keystone Jack, Toolless - Category 6 <sub>A</sub>	
<a href="#">P/N 100-210</a> Chrome - Screened - Category 6	
Excel Unscreened Keystone Jack IDC	
<a href="#">P/N 100-156-BK</a> Black - Unscreened - Category 6 <sub>A</sub>	
<a href="#">P/N 100-011-BK</a> Black - Unscreened - Category 6	

**Excel Category 6<sub>A</sub> Cable**

Category 6 <sub>A</sub> U/UTP LSOH Ice Blue 500m	100-189
Category 6 <sub>A</sub> U/FTP "S" Foil Cable LSOH, 500m, Ice Blue	100-191
Category 6 <sub>A</sub> F/FTP "S" Foil Cable LSOH, 500m, Ice Blue	100-196
Excel Category 6 <sub>A</sub> S/FTP Screened Cable - White	100-914
Category 6 LSOH Cable White	100-074
Category 6 LSOH Cable Violet	100-071
Category 6 LSOH Cable Violet - 305m	100-076



**Cat 6<sub>A</sub> F/FTP Copper Patch Leads**

Length (M)	Grey	Blue	Red	Yellow	Green
0.5	100-176	100-220	100-221	100-222	100-223
1	100-148	100-159	100-161	100-166	100-173
2	100-152	100-157	100-162	100-167	100-171
3	100-153	100-158	100-163	100-168	100-172
5	100-154	100-160	100-165	100-170	100-174

**Cat 6 U/UTP Copper Patch Leads**

1	100-310	100-315	100-325	100-350	100-416
2	100-311	100-316	100-326	100-360	100-417
3	100-312	100-317	100-327	100-371	100-418
5	100-314	100-319	100-329	100-373	100-419

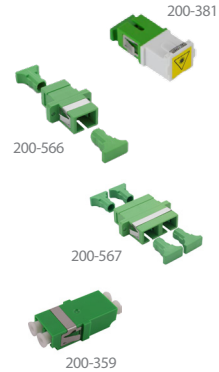
View the A5 Product Catalogue to see the complete range of colours an lengths available



## Enbeam Fibre Adaptors

Excel Enbeam fibre optic adaptors have been designed to present a range of optic fibre connectors. The adaptors are constructed to allow fitting in the bulkheads with screws or without screws (flangeless). The housings are manufactured from a range of plastics and metals selected to provide the optimum performance.

Description	Part Number
Excel Enbeam Fibre SC/APC Simplex Adaptor	200-566
Excel Enbeam Fibre SC/APC Duplex Adaptor	200-567
Excel Enbeam LC Duplex Flangeless APC Singlemode Adaptor	200-359
Excel Enbeam Fibre SC Simplex Flangeless Shuttered Adaptor	200-381



## Enbeam Fibre Pigtails

The Enbeam range of pigtails are constructed from high quality connectors and 9/125µm OS1 & OS2 grade cables. Each cable has a short strain relief boot and is supplied with a test report detailing insertion loss.

### Features

- G.657.A2 Bend insensitive
- Choice of lengths
- Choice of connectors
- Each cable is individually bagged and labelled
- Test Certificate with each cable
- RoHS Compliant

Description	Part Number
Enbeam Pigtails 9/125µm SC/APC OS2 - 2 meters	200-562



## Enbeam Simplex Fibre Patch Cords

The Enbeam range of patch cords are constructed from high quality connectors and 9/125µm OS2 grade bend insensitive cable. Each cable has a short strain relief boot and is supplied with a test report detailing insertion loss. All the patch cords come with an LSOH yellow sheath and are individually bagged and labelled.

### Features


- 100% Optically Tested
- Test Certificate Included
- Low Loss Connectors
- Zirconia Ceramic PC Ferrules
- G.657.A2 Bend insensitive

Description	Part Number
Enbeam Simplex Patch Cords 9/125µm SC/APC- SC/APC OS2 – 1 meter	201-211
Enbeam Simplex Patch Cords 9/125µm SC/APC- SC/APC OS2 – 2 meters	201-212
Enbeam Simplex Patch Cords 9/125µm SC/APC- SC/APC OS2 – 3 meters	201-213
Enbeam Simplex Patch Cords 9/125µm SC/APC- SC/APC OS2 – 5 meters	201-214





## Enbeam Fibre Cabling



### Standard Cabling

The Excel range of internal/external grade of fibre cables are available from stock in a choice of loose tube and tight buffered designs. Excel has worked extensively to provide singlemode fibre cables performing to the OS2 Category in all constructions. OS2 optical fibres fully support all OS1 & OS2 applications and are fully compatible.

#### Features

- LS0H Black Sheath
- Duct Grade
- Cut to length service
- Sequentially metre marked
- Suitable for internal and external use
- 25 Year system warranty available

Description		Part Number
Enbeam Internal 250µm 4 Core Fibre Optic Drop Cable		205-331
Enbeam Internal/External Grade Fibre Cable		205-3XX
# Cores	Loose Tube Fibre Cable	Tight Buffered Fibre Cable
4 Core	205-300 (Dca, s2, d0, a1)	205-320 (Cca, s1a, d0, a1)
6 Core	-	205-230 (Cca, s1a, d0, a1)
8 Core	205-301 (Dca, s2, d0, a1)	205-322 (Cca, s1a, d0, a1)
12 Core	205-302 (Dca, s2, d0, a1)	205-324 (Cca, s1a, d0, a1)
16 Core	205-303 (Dca, s2, d0, a1)	205-326 (Cca, s1a, d0, a1)
24 Core	205-304 (Dca, s2, d0, a1)	205-328 (Cca, s1a, d0, a1)
# Cores	Enbeam Internal/External Grade CST Loose Tube Fibre Cable	Enbeam Internal/External Grade Tight SWA Buffered Fibre Cable
4 Core	205-305 (Eca)	205-356 (Eca)
8 Core	205-306 (Eca)	205-368 (Eca)
12 Core	205-307 (Eca)	205-360 (Eca)
16 Core	205-308 (Eca)	205-370 (Eca)
24 Core	205-309 (Eca)	205-362 (Eca)



For further information about Excel's compliance with the CPR and BS6701:A1, please visit our website at [www.excel-networking.com/understanding-cpr](http://www.excel-networking.com/understanding-cpr)

## Fibre Stripper

Cable cutting and preparation tool to suit a wide range of fibre cables.

#### Features

- Blade has two holes
- Tight jacket patch cable is stripped by 1mm hole
- Spring action handles can be locked when not in use
- 140 µm hole strips 250 µm primary buffer



Description	Part Number
Clauss Fibre Stripper	202-089





## Fujikura One Click

The One-Click™ connector cleaning tools are designed to clean a wide variety of connector & ferrule types (2.5mm, 1.25mm and MPO/MTP) either directly, or within an adaptor, all with a simple single-action cleaning system (push/release). The MPO/MTP version will clean connectors with or without pins. This handy tool is effective with a variety of contaminants and with over 500 cleaning cycles per unit it also has a low cost per clean



Description	Part Number
Cleaning Tool for MTP and MPO	200-346
Cleaning Tool for SC, ST, FC and E2000 Connectors	200-347
Cleaning Tool for LC & MU c/w UPC & APC Polisher	200-348

## Fibre Cleaning Tools



High quality fibre optic installation starts with the connectors. Clean connections provide faster transmission rates, higher bandwidth and maintenance-free operation, ultimately offering a more efficient and more effective fibre solution. Excel offer a range of specialised fibre cleaning products to ensure that all Excel fibre-based installations continue to be of the highest quality.

### Swabs, Wipes and Platforms

Presaturated swabs and wipes combine Chemtronics® highly effective cleaners and static dissipative treatments with the convenience of a disposable applicator. Convenient to use and carry around, presaturated wipes and swabs are ideal for field service kits. What's more, they are hermetically sealed to prevent evaporation and maintain solvent effectiveness for efficient long-term use.

### Features

- May be used wet or dry to remove dirt and oil contamination
- Free of fibres, seams, hard surfaces, bonders and adhesives
- Can be used with Electro-Wash® PX or CZ solvent cleaners
- Convenient size

Description	Part Number
1.25mm Fibre Optic Sleeve Swab	25123X
EFB-11 V-Groove & Ferrule Swab	38542F
EFB-10 2.5mm Fibre Optic Swab	48042F
EFB-12 Fusion Splice Mirror CL	51125F
Coventry Econowipes	6704F
ChemPad Pre-Saturated Pads	CP400
Optic Prep Pre-Saturated Wipes	CP410
Electro-Wash MX Cleaner/Degreaser Wipes	CP421
Fusion Splice Pre-Saturated Wipes	FSA75
Fusion Splice Wipes Tub	FSW
Pocket QBE Fibre Optic End Face Platform	PQBE
QBE Fibre Optic End Face Cleaner	QBE
QBE 2 Fibre Optic End Face Platform	QBE2
SQR Compact Fibre Optic End Face Platform	SQR





## Pens and Connector Tools

Chemtronics® has designed and developed these precision tools specifically to clean micro-contamination encountered in fiber optic telecommunications. From removing end-face contamination on a fiber optic connector, to cleaning contamination from your fusion splicer, these ultra-clean tools will make clear, clean and safe connections, fast and easy.

### Pens

#### Features

- Nonflammable aqueous cleaner
- Removes a broad range of soils: dust, oils, soils, complex soils, salts and other contaminants
- Residue free, low VOC, low global warming potential (GWP)
- Portable and easily transportable
- Cleans connectors with QbE® Cleaning Platform or with CCT™ Clear Connection Tool
- Dissipates static charge which can attract airborne contaminants
- Plastic safe and compatible for all fiber optic connectors
- Approximately 400 end face cleanings per pen

Description	Part Number
Fiber-Wash MX Precision	FW2150
Fiber-Wash NF Precision	FW2170
Fiber-wash AQ Precision	FW2190



FW2170

### Connector Tools

#### Features

- Cleans connectors on back plane and on jumpers
- Uses Combination Cleaning™ process for first time cleaning, every time
- Effective for the widest range of contaminants
- Easy to use for quick and reliable cleaning
- Rugged and durable, great for all work sites
- Cleans UPC and APC connectors
- Up to 800 cleanings per kit -- 33% more than other tools!

Description	Part Number
Clear Connection Tool	CCT-125
Clear Connection Tool	CCT-250
Clear Connection Tool MPO	CCT-MPO



CCT-125



## Cleaner and Degreaser

High quality fibre optic installation starts with the connectors. Clean connections provide faster transmission rates, higher bandwidth and maintenance-free operation, ultimately offering a more efficient and more effective fibre solution. Excel offer a range of specialised fibre cleaning products to ensure that all Excel fibre-based installations continue to be of the highest quality.



### Features

- Safe for use on most plastics and all metals
- Fast drying
- Removes grease, dirt, oil, carbon, oxidation
- Spray in any direction, even upside down
- Suitable for use on contacts, relays, switches, connectors, sockets and terminals

Description	Part Number
Typhoon Blast All-Way HFO-1234	ES1624E
Electrowash PX Cleaner/Degreaser	ES810E

## Cleaning Kits

We stock a selection of cleaning kits suitable for different cleaning requirements. These are ideal starter packs, or to accommodate a complete overhaul of your fibre cleaning practices, ensuring that you have every element of your installation covered when it comes to assuring cleanliness and effectiveness.

### Features

- All required cleaning tools and materials in one handy carry-case
- An ideal starter pack



Description	Part Number
Portable Fiber Optic Cleaning Kit	CCK-1E
Fiber Optic Cleaning Kit	CFK1000E
End Face Cleaning Kit	CFK1013E
FTTX All-Connect Cleaning Kit	CFK1202E
Fusion Splice Prep and Equipment	FSK1000E



**Head Office**

Excel House  
Junction Six Industrial Park  
Electric Avenue  
Birmingham B6 7JJ  
England

**T:** +44 (0)121 326 7557

**E:** [sales@excel-networking.com](mailto:sales@excel-networking.com)



[www.excel-networking.com](http://www.excel-networking.com)